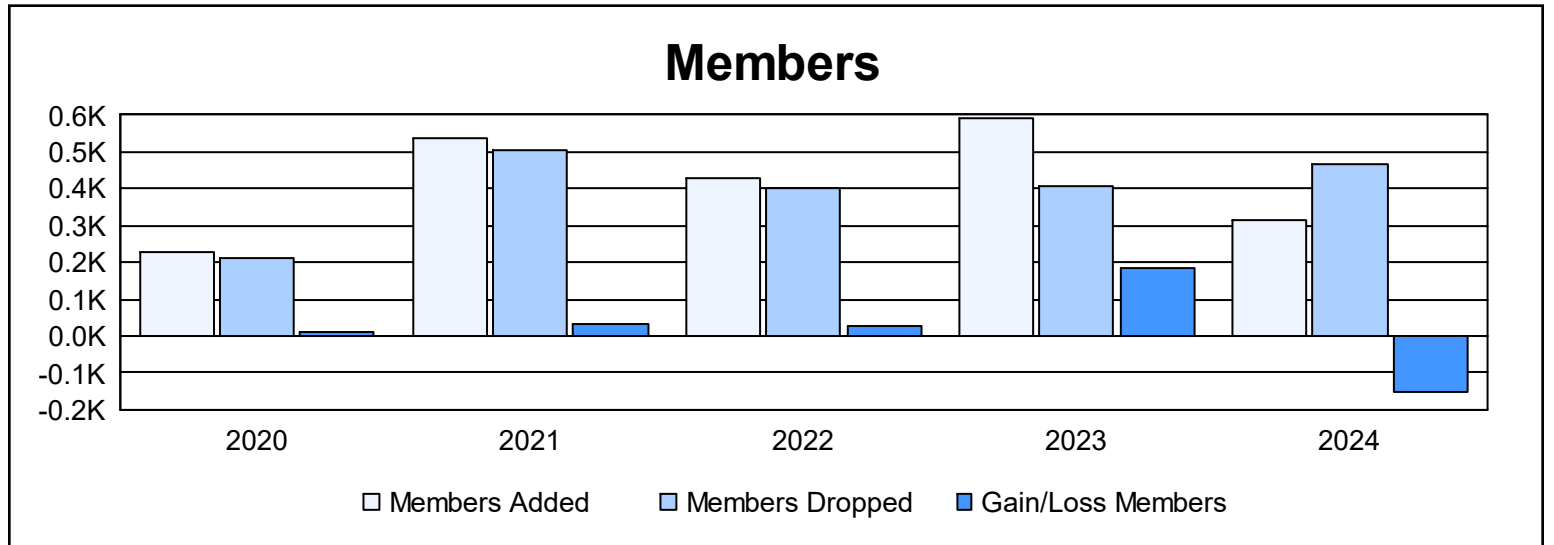
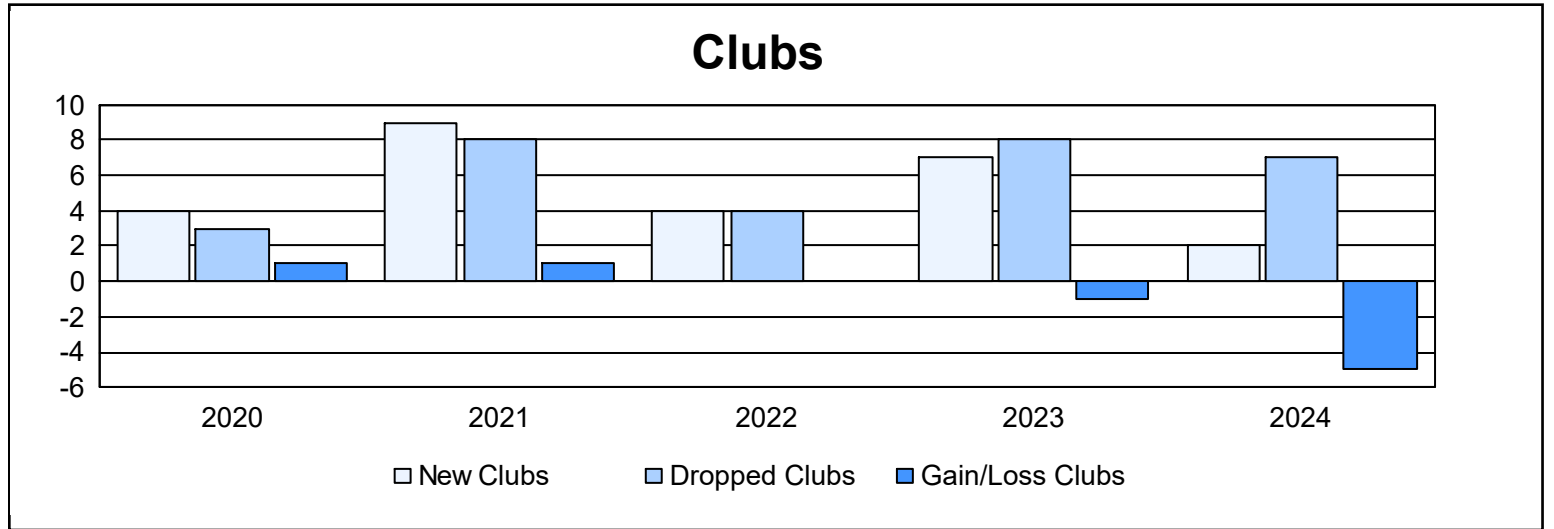
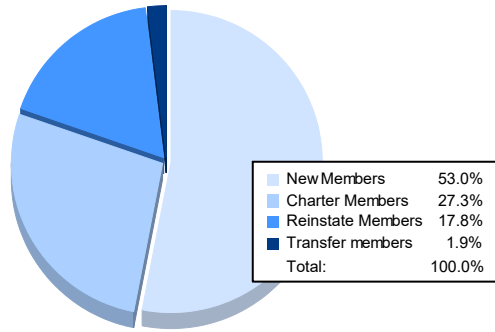


Year	New Clubs	Dropped Clubs	Gain/ Loss Clubs	New Members	Charter Members	Reinstate Members	Transfer Members	Total Member Added	Total Members Dropped	Gain/ Loss Members
2019-2020	4	3	1	121	91	6	9	227	214	13
2020-2021	9	8	1	199	252	78	6	535	504	31
2021-2022	4	4	0	215	134	69	9	427	402	25
2022-2023	7	8	-1	346	191	47	6	590	408	182
2023-2024	2	7	-5	167	86	56	6	315	466	-151
<b>Average</b>	<b>5</b>	<b>6</b>	<b>-1</b>	<b>210</b>	<b>151</b>	<b>51</b>	<b>7</b>	<b>419</b>	<b>399</b>	<b>20</b>



### Membership Composition June 2024 Cumulative



### Gender Composition June 2024 Cumulative

